



lumini Solucoes em Iluminacao LTDA
www.lumini.com.br
Email:laboratorio@lumini.com.br
Tel:+55 11 3437-5555 Fax:+55 11 3437-5555
Address:Rua Ferreira Viana, 716 - Socorro - São Paulo/SP

lumini

LumCAT:

Luminaire: less w

LampCAT: modulo led 1W 30K irc90

Ballast type: led driver 350mA

Report No:

Voltage(V): 127.8900

Test No:

Current(A): 0.0310

Number of Lamps: 1

Power (W): 1.5520

Lamp flux(lm): 135.0

PF: 0.3920

Length(mm): 18

Width(mm): 18

Phm Type: C

Height(mm): 0

Photometric Results

Lumens(lm): 30.27, Efficiency(%): 22.42% , Luminous Efficacy(lm/W): 19.50

Central intensity(cd): 103.909, Maximum intensity(cd): 103.909

Angle of maximum intensity: C=0.0 γ =0.0

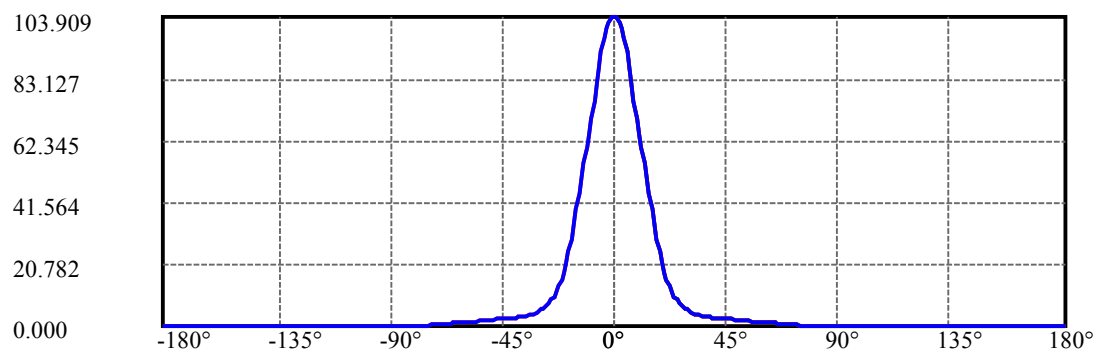
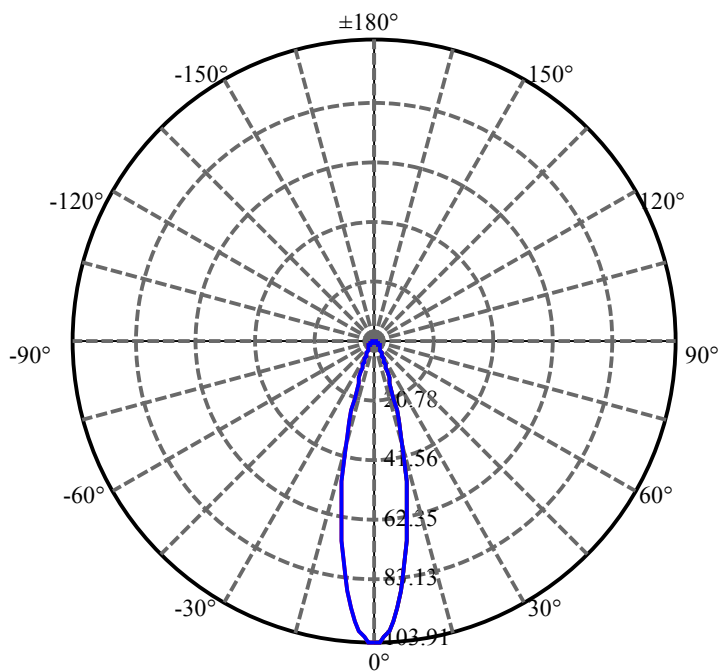
Beam angle of C0 plane : 25.13

Aveage BeamAngle(IEC 61341):25.13

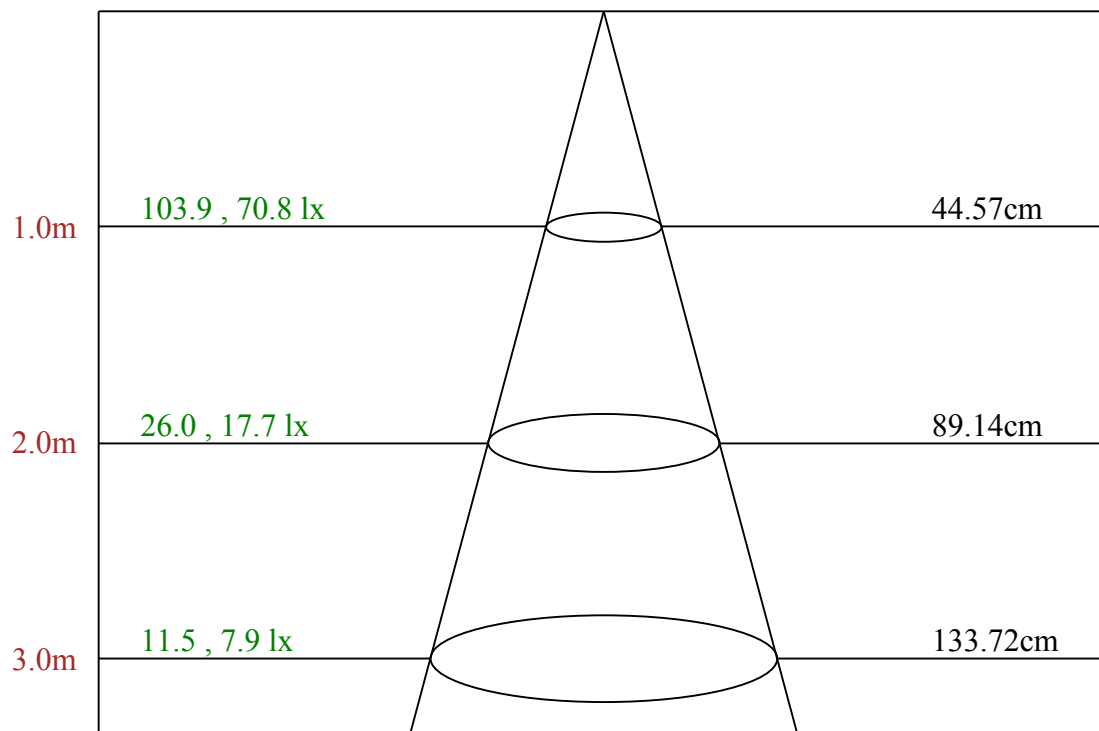
Equipment: equipamento lumini
Temperature(°C): 26.2

Date: 17/04/2025
Humidity(%): 56.0%

Operator: 01
Distance(m): 6.90

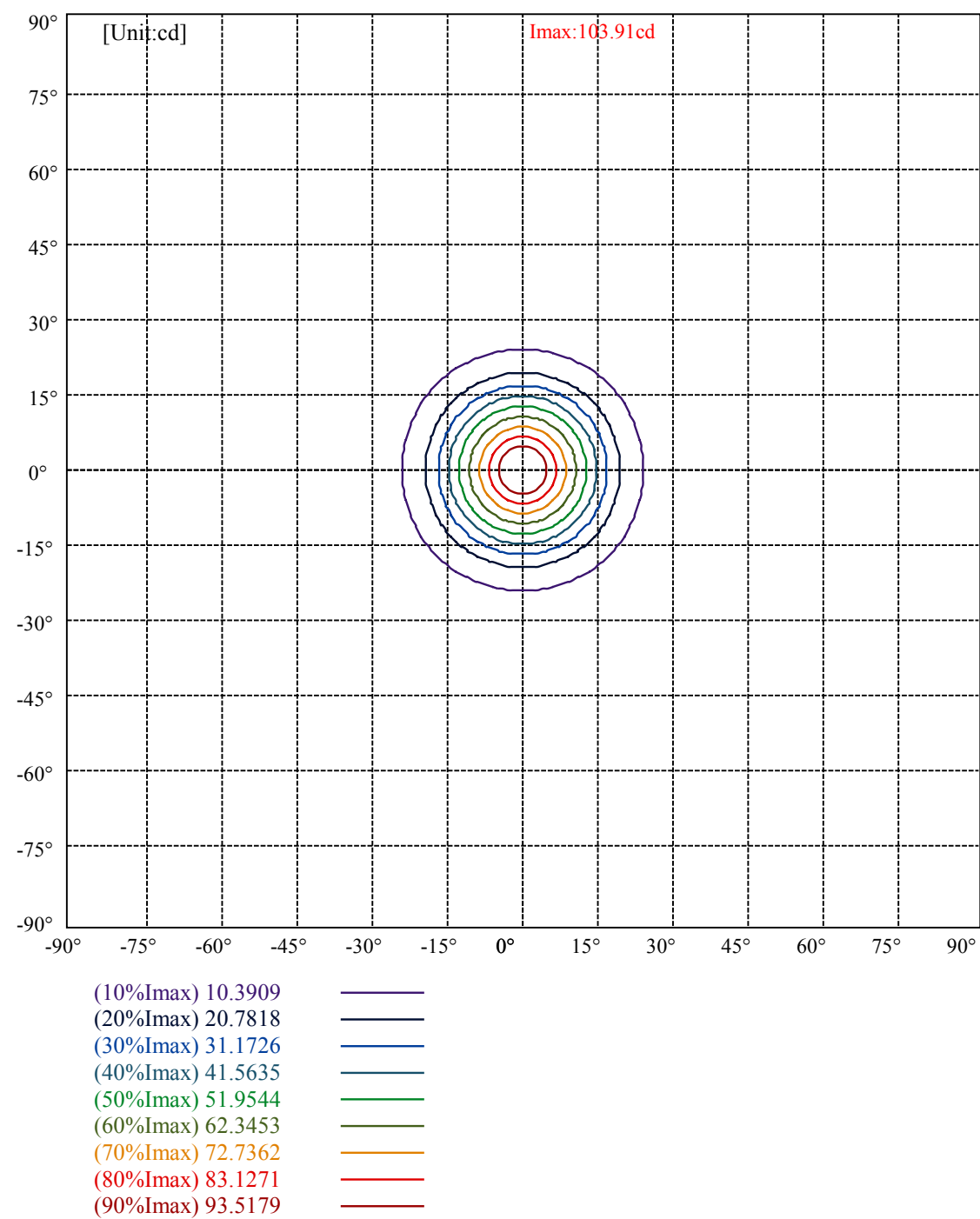


C0(Max):
C0/C180:
C90/C270:



Max , Ave

Beam angle of C0 plane 25.13



lumini

Luminance Limiting Curve(no luminous side)

Appendix Page: 5 Total:6

Luminance Table

γ	45	50	55	60	65	70	75	80	85
C0	10754	9601	8614	7641	6737	4565	2484	2116	3793
C45	10754	9601	8614	7641	6737	4565	2484	2116	3793
C90	10754	9601	8614	7641	6737	4565	2484	2116	3793

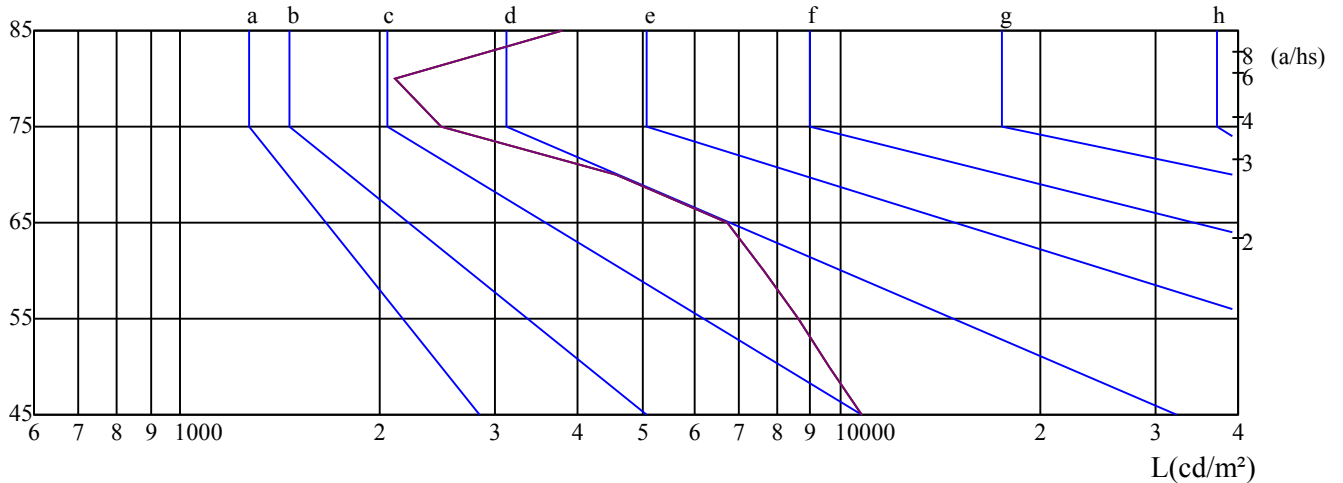
L(Hor)(65)	L(Ver)(65)	L45(65)	L(Hor)(75)	L(Ver)(75)	L45(75)	L(Hor)(85)	L(Ver)(85)	L45(85)
6737	6737	6737	2484	2484	2484	3793	3793	3793

Glare Table

Glare	Quality	Service Values Illuminance(lx)							
1.15	A	2000	1000	500	≤ 300				
1.5	B		2000	1000	500	≤ 300			
1.85	C			2000	1000	500	≤ 300		
2.2	D				2000	1000	500	≤ 300	
2.55	E					2000	1000	500	≤ 300
		a	b	c	d	e	f	g	h

Luminance Limiting Curve

$\gamma(^{\circ})$



C0 ———

C45 ———

C90 ———

Equipment: equipamento lumini
Temperature($^{\circ}\text{C}$): 26.2

Date: 17/04/2025
Humidity(%): 56.0%

Operator: 01
Distance(m): 6.90

Illumination assessment according UGR											
Rf of Ceiling	70	70	50	50	30	70	70	50	50	30	
Rf of Wall	50	30	50	30	30	50	30	50	30	30	
Rf of Floor	20	20	20	20	20	20	20	20	20	20	
Room dimensions		Viewed crosswise					Viewed endwise				
X	Y										
2H	2H	17.66	18.74	18.07	19.10	19.48	18.37	19.45	18.78	19.81	20.19
	3H	19.10	20.07	19.53	20.45	20.85	19.63	20.59	20.06	20.98	21.38
	4H	19.35	20.24	19.79	20.64	21.06	19.76	20.66	20.20	21.06	21.48
	6H	19.32	20.13	19.77	20.56	21.01	19.74	20.55	20.19	20.98	21.43
	8H	19.28	20.06	19.74	20.49	20.95	19.70	20.48	20.16	20.91	21.37
	12H	19.25	20.00	19.72	20.44	20.91	19.66	20.40	20.12	20.84	21.31
4H	2H	18.31	19.21	18.75	19.61	20.03	18.86	19.76	19.30	20.16	20.58
	3H	19.89	20.64	20.36	21.08	21.55	20.26	21.01	20.73	21.45	21.92
	4H	20.22	20.87	20.70	21.34	21.84	20.49	21.14	20.97	21.61	22.11
	6H	20.15	20.73	20.66	21.22	21.72	20.43	21.01	20.94	21.50	22.00
	8H	20.15	20.68	20.67	21.18	21.70	20.42	20.95	20.95	21.45	21.98
	12H	20.16	20.65	20.68	21.14	21.71	20.42	20.91	20.95	21.40	21.97
8H	4H	20.29	20.82	20.81	21.32	21.84	20.54	21.08	21.07	21.57	22.10
	6H	20.23	20.66	20.77	21.18	21.74	20.49	20.93	21.03	21.44	22.01
	8H	20.29	20.66	20.85	21.21	21.76	20.54	20.91	21.11	21.47	22.02
	12H	20.32	20.62	20.90	21.17	21.74	20.57	20.86	21.14	21.41	21.99
12H	4H	20.25	20.74	20.77	21.23	21.80	20.50	20.99	21.03	21.48	22.05
	6H	20.23	20.60	20.80	21.16	21.71	20.49	20.86	21.06	21.42	21.97
	8H	20.26	20.55	20.84	21.11	21.68	20.52	20.81	21.09	21.36	21.93
Variation with the observer position at spacings:											
S = 1.0H		0.6/-0.5					0.6/-0.5				
S = 1.5H		0.9/-1.2					0.9/-1.2				
S = 2.0H		2.3/-1.8					2.3/-1.8				
Standard tables:		BK2					BK2				
Uncorrected UGR		-0.3					-0.3				

依据CIE Publ. 117 计算 UGR, S/H = 0.25